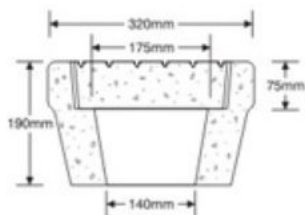



## CONCRETE INSPECTION PIT

The Speedwell Concrete Inspection Pit is load rated to 5,000 kgs. and is suitable for most types of earthing and lightings protection installations.

The Pit can have an earth bar fitted diagonally across in slots provided for multiple connections.




Description	Wt.	Cat. #
Concrete Inspection Pit	32kg.	CIP3030S



## EARTH BARS INSPECTION PIT

Earth Bars are used for fitting into slots provided in the earth pit where multiple connections are required to the earth rod.



Hard Drawn Copper BS 2874 C101/C103

Holes	L	W	D	Cat. #
5	300	31	6	EBIP5S
7	300	31	6	EBIP7S
5	225	31	6	EBEH5S

